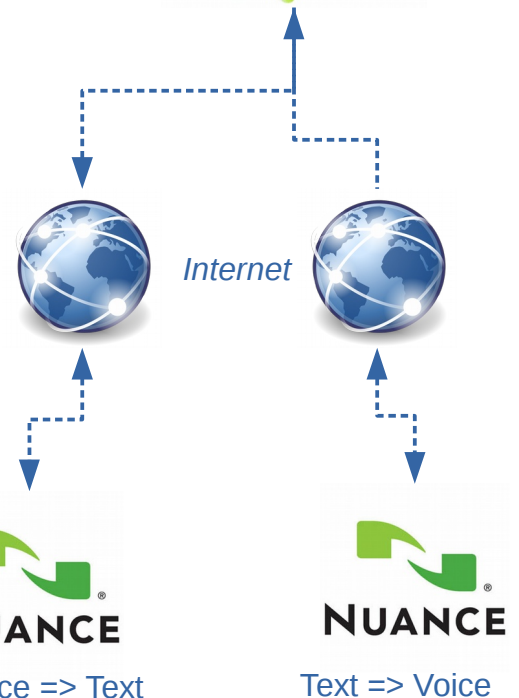
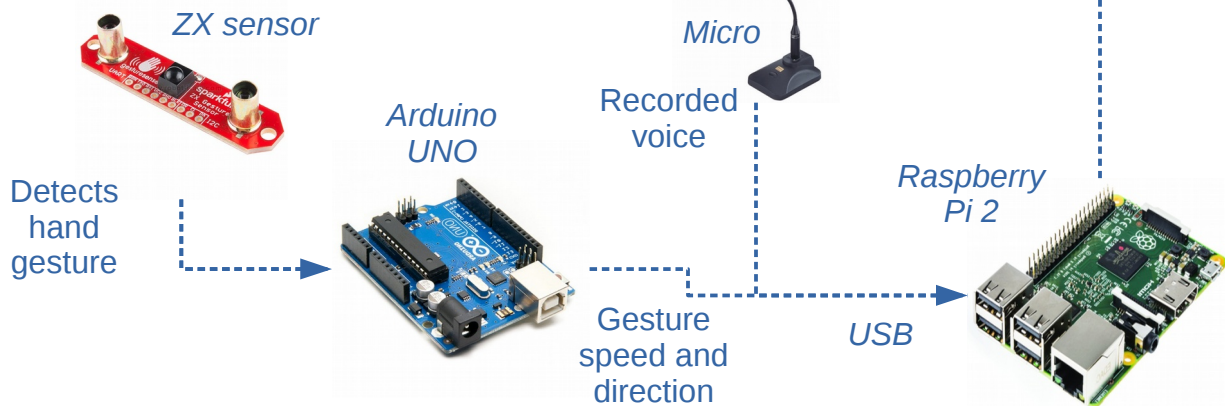
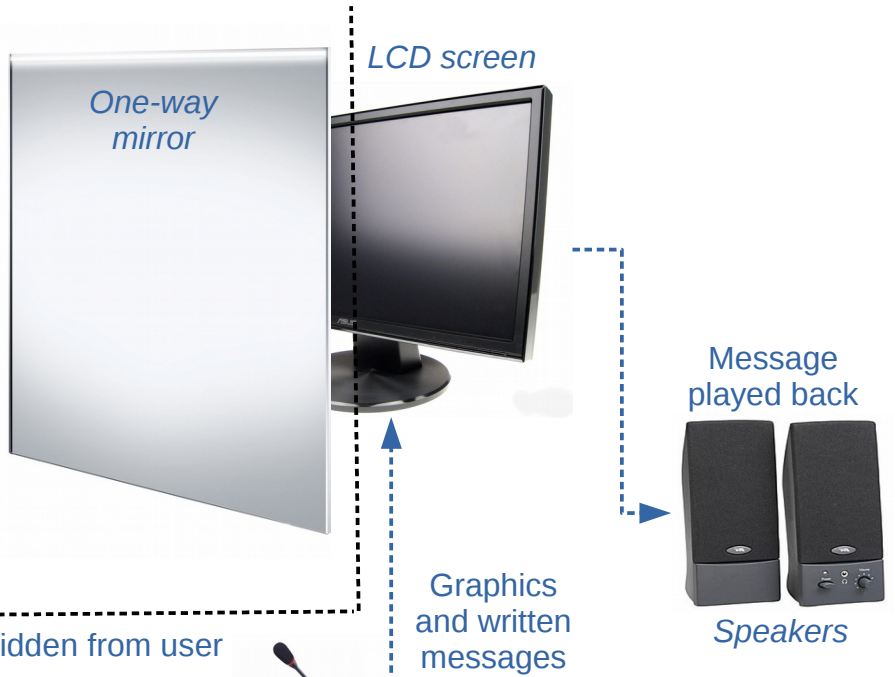



Magic Mirror V1 (Wearhacks Montreal)



Execution sequence:

1. Normal mirror. Child triggers the sequence by waiving its hand in front of the mirror (sensor).
2. An animation appears on the screen to encourage child to say something.
3. Voice is recorded (microphone) and a recording is sent through Internet to Nuance « speech to text » server.
4. Three different transcriptions of the recording are sent back to the Raspberry Pi through Internet. Pi selects one of them (generally the first) and prints it on the magic mirror (screen).
5. The message selected is also sent back to Nuance « text to speech » to obtain a synthesized recording of the sentence.
6. The message is played back (speakers) to the child. This allows confirming that the mirror got the message right (or mirror users will read at the funny misinterpretations!).